

Day 2

Outline and Suggested Order of Videos

(All videos, prayers, and crafts can be found on "Day 2" of Summer Faith Adventure)

(Note: Again, today's snack will need to be made in two stages. First, the dough needs to be made and refrigerated for two hours, then rolled out and made into the shapes of stained glass windows and baked before candy is put into the shapes and baked again. Therefore, the dough will have to be made early in the day. If you wish to take less time, you can buy pre-made sugar cookie dough.)

1. Watch the "Welcome" video.
2. Click the audio link to pray with us a selected decade of the Rosary. Listen carefully to the introduction and the Scripture passages, because they will help you understand the day's lessons better. Consider the following:
 - Why did Jesus send the Holy Spirit to the Apostles at Pentecost?
 - What special thing did Jesus want the Apostles to have?
3. Watch the "David is a Shepherd" video and consider the following questions:
 - Jesus said He, too, was a shepherd, like David. Jesus called Himself, the "Good Shepherd." Why?
 - Jesus told His Apostles that they would be shepherds like Him. What does that mean?
 - How do the bishops keep us spiritually safe and free from error and false teachings?
4. Watch the "Where we got the Bible" video and consider the following questions:
 - Since Jesus never told the Apostles to write anything down, and very few of them did write anything that we still have today, how do we know that what the few Apostles wrote was truly the Word of God?
 - All the bishops in union with the Pope agreed that the 73 books they chose were the books which were actually inspired by the Holy Spirit and so belonged in the Bible, although there were, for example, over 50 supposed "Gospels" that were known. How do we know that they selected the correct books?
 - What special protection did Jesus give the bishops and the Pope?
5. Watch the "Snack" video and make the first part of snack. Put dough in the refrigerator for two hours.
6. Watch the "Craft" video and then make the craft.
7. Do the coloring and activity pages.

Day 2

Outline and Suggested Order of Videos

(All videos, prayers, and crafts can be found on "Day 2" of Summer Faith Adventure)

8. Watch the "Game" video and play the game. Remember, you're spiritually safe when you are close to the bishops and the Pope.

9. Watch the "Confirmation" video and consider the following questions:

- What special gift do you get at Confirmation that the Apostles were also given?
- Why do you think that Pentecost is considered the "birthday of the Church" and how is this similar to what happens to you at Confirmation?
- How do Confirmation and Baptism complement each other?

10. Watch the "Ordination" video and consider the following:

- Why did Jesus choose the 12 Apostles?
- Why did He choose one (Peter) and give him the keys to His kingdom?
- How is Holy Orders the sacrament that "continues the mission of the Church" until the end of time?

11. For older children, have them dig deeper by reading the following Bible verses and see if they can identify some of the key lessons noted:

- Acts 19:5-6 (Paul imposed hands on the baptized, i.e. they received Confirmation after they were baptized)
- Acts 8:14-17 (laid hands upon them, they received Holy Spirit)
- 2 Corinthians 1:21-22 (a seal on us & given the Holy Spirit)
- Ephesians 1:13 (you were sealed with the Holy Spirit)
- Hebrews 6:2 (instruction Baptism & laying on of hands)
- Acts 20:28 (Holy Spirit appointed you to tend the Church)
- Acts 6:6 (the Apostles prayed and laid hands on them)
- Acts 13:3 (they laid hands on them)
- Acts 14:22 (they appointed presbyters [from the Greek word for "priest"] in each church)
- 1 Timothy 4:14 (gift received through laying on of hands)
- 2 Timothy 1:6 (gift of God through imposition of hands)

12. Finish the snack.

13. Pray the Angelus.

Activities

Day 2 Snack: Stained Glass Window Cookies

½ cup of butter
1 cup of sugar
1 egg
1 tsp vanilla
2 ½ cups of flour
½ tsp baking soda
¼ tsp salt
Hard Candy

Mix egg, sugar, butter, and vanilla in large bowl.

In another bowl mix remaining ingredients, except candy.
Mix the two bowls together. Cover and chill for two hours.

Grind candy in a food processor or smash with a hammer.

After the cookie dough has chilled, take out of the fridge and shape into windows (Since these “windows” will be filled with candy, it is better to make them smaller.)

Cover a cookie sheet with tin foil and put the cookies on it.

Pre-heat oven to 350 degrees and cook for 10 minutes. After 10 minutes, take the cookies out of the oven and fill with ground candy. Put them back into the oven and bake for 3 minutes. Make sure the candy doesn't bubble.

Let the cookies cool completely before you take them off the tray.

Day 2 Craft: Stained Glass Windows

Supplies:

Black construction paper
Waxed paper
Tissue paper
Tape

Activities

Day 2 Game: Sheep and Wolf

Choose one person to be the wolf and have everyone else get in a line holding hands. The sheep, in a line, have to run away from the wolf. The wolf can tag the sheep if they fall out of line by letting go of the person in front of them or if he catches up and tags the person at the end of the line. The only way a sheep can get "un-tagged" is if the Shepherd (the person at the front of the line) comes by and picks back up the "lost sheep." The game is ended when all the sheep are tagged or they are too tired to run any more.

Day 2

Welcome to the second day of Holy Heroes
Summer Faith Adventure: The New Kingdom of David!

Today, we are going to learn about the bishops and the Church.

We are going to pray the Third Glorious Mystery, the Descent of the Holy Spirit. This was when Jesus sent the Holy Spirit down on His Apostles and His mother, Mary.

We will learn more about King David in today's video. King David was a shepherd, just like Jesus is the Good Shepherd and the bishops are the shepherds of Jesus' flock.

In the **"How we got the Bible" video**, we will learn how the 73 books of the Bible were written and how God used His Church to make sure that only the truth would become part of the Bible.

In the sacrament videos, we will learn about Confirmation and Ordination, and how we need the bishops to administer them.

We will make stained glass windows in our craft today because they were an important part of the work of the bishops and priests during the early growth of the Church. As the bishops and priests spread the Gospel into areas in which few people could read, and into areas with different languages, the first "books" they provided were often these windows. The priest would preach the Gospel, and the windows were visual reminders of the stories of the Faith, stories that were literally "built into" the Catholic Churches as constant and very visible reminders of the love of God. Stained glass windows are a great example of how the Church presented the Gospels in as many ways as possible, to reach as many people, as quickly as possible. Instructions are in the daily video of **Summer Faith Adventure**, and the template you need is here in this book.

REMEMBER: *When you've completed today's activities, go to **the daily Summer Faith Adventure page** and take the **Summer Faith Adventure Day 2 Quiz** to see how much you've learned!*



Coloring Page



When the time for Pentecost was fulfilled, [Jesus' disciples and Mary His Mother] were all in one place together... Then there appeared to them tongues as of fire, which parted and came to rest on each one of them. And they were filled with the Holy Spirit and began to speak in different tongues, as the Spirit enabled them to proclaim. (Mathew 28:19-20)

Coloring Page




“Guard what you have received. God the Father has marked you with His sign;
Christ the Lord has confirmed you and has placed His pledge, the Spirit, in your hearts.”
(St. Ambrose, late 4th century, quoted in *Catechism of the Catholic Church* 1303)

Coloring Page



[Jesus] came to Simon Peter, who said to Him, "Master, are You going to wash my feet?" Jesus answered and said to him, "What I am doing, you do not understand now, but you will understand later." Peter said to Him, "You will never wash my feet." Jesus answered him, "Unless I wash you, you will have no inheritance with Me." (John 13:6-8)


Coloring Page



“Lord, fill with the gift of the Holy Spirit him whom You have deigned to raise to the rank of the priesthood, that he may be worthy to stand without reproach before Your altar, to proclaim the Gospel of Your Kingdom, to fulfill the ministry of Your Word of Truth, to offer You spiritual gifts and sacrifices, to renew Your people by the bath of rebirth.”
(Byzantine liturgy for ordination, quoted in *Catechism of the Catholic Church* 1587)

Crossword Puzzle

Shepherds and the Kingdom of David



Across

- 3 The Descent of the Holy Spirit is one of the _____ Mysteries of the Rosary.
- 7 By the 4th century, there were over 50 supposed _____ and Catholics wondered which were true and which were false.
- 9 A _____ has the fullness of Holy Orders.
- 11 David protected his sheep from a lion and a _____.
- 12 A _____ has the lowest level of Holy Orders.
- 13 There are _____ levels of Holy Orders.
- 17 This sacrament “continues the mission of the Church until the end of time.”
- 18 These windows illustrated stories of the Bible and the Saints.
- 19 Pope Damasus I asked him to translate the Bible into the common language of the people: Latin.
- 20 Jesus is the _____ Shepherd.

Down

- 1 During Confirmation, the bishop says, “Be sealed with the Gift of the _____.”
- 2 There are 73 books in this book, which is the inspired Word of God.
- 4 This sacrament completes the sacrament of Baptism.
- 5 The first book ever printed on a printing press was the Latin _____ Bible which St Jerome had translated over 1,000 years before.
- 6 David’s father.
- 8 The “birthday of the Church.”
- 10 Became known as the “City of David.”
- 14 A bishop lays his _____ on a man to give him the sacrament of Holy Orders.
- 15 David’s job before he became king.
- 16 This oil, blessed by the bishop, is used in Confirmation

Maze

What sacrament “continues the mission of the Church” until the end of time?

The correct path through the maze will tell you!

Start Here

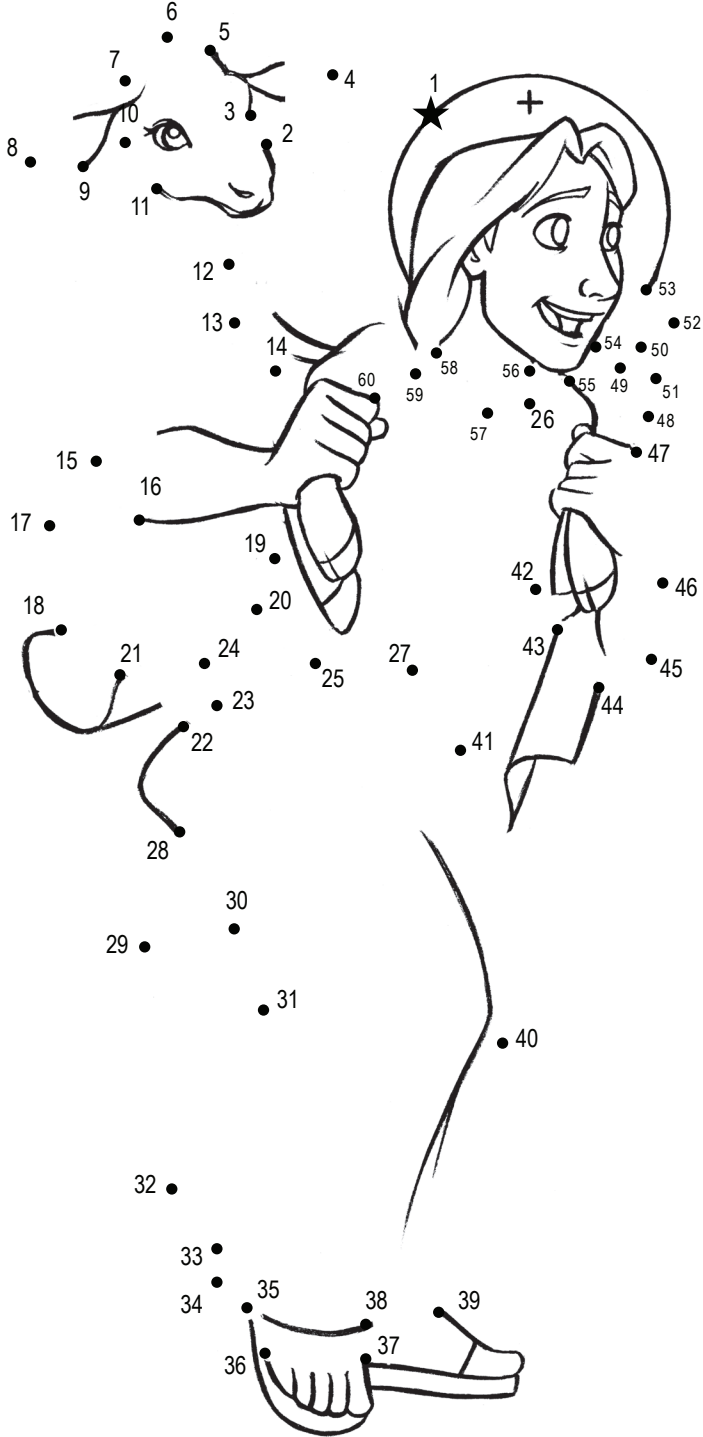
BAPTISM

HOLY ORDERS

CONFIRMATION

Write the Answer Here: _____

Connect the Dots



This picture shows _____ as the
Good _____ .

Word Search

Figure out what words the clues represent. Then, find and circle the words in the grid below. Words can go horizontally, vertically, and diagonally in all directions.

M	M	G	R	E	B	N	E	T	U	G	N	H	X	T
E	L	B	I	B	B	G	Q	C	K	L	O	V	B	N
J	T	R	A	P	O	S	T	L	E	S	I	Z	E	E
E	K	N	G	N	D	Q	Z	Z	L	T	T	T	T	M
S	K	X	E	M	O	Z	W	K	U	R	A	K	H	A
U	H	Q	Z	M	T	M	Z	X	A	B	M	Z	L	T
S	P	J	P	L	A	J	O	K	S	S	R	X	E	S
S	V	B	K	Q	E	T	N	L	I	Z	I	N	H	E
T	O	J	I	R	G	O	S	T	O	M	F	P	E	T
K	H	U	O	S	C	C	P	E	K	S	N	G	M	W
D	N	M	L	A	H	A	Z	Z	T	V	O	Z	H	E
H	E	N	E	R	B	O	H	G	X	D	C	Q	L	N
Z	T	D	I	Y	T	Y	P	T	D	M	L	L	K	N
W	Y	S	K	L	P	H	V	M	C	K	H	O	F	R
N	M	N	M	Q	B	P	R	I	E	S	T	Z	G	H

Bishops are successors of these men

First sacrament you receive

City of David

Has 73 books in it

Highest level of Holy Orders

Oil used for Confirmation

Sacrament which completes Baptism

Lowest level of Holy Orders

Invented the printing press

Translated Bible into Latin

He is King forever

Has 27 books in it

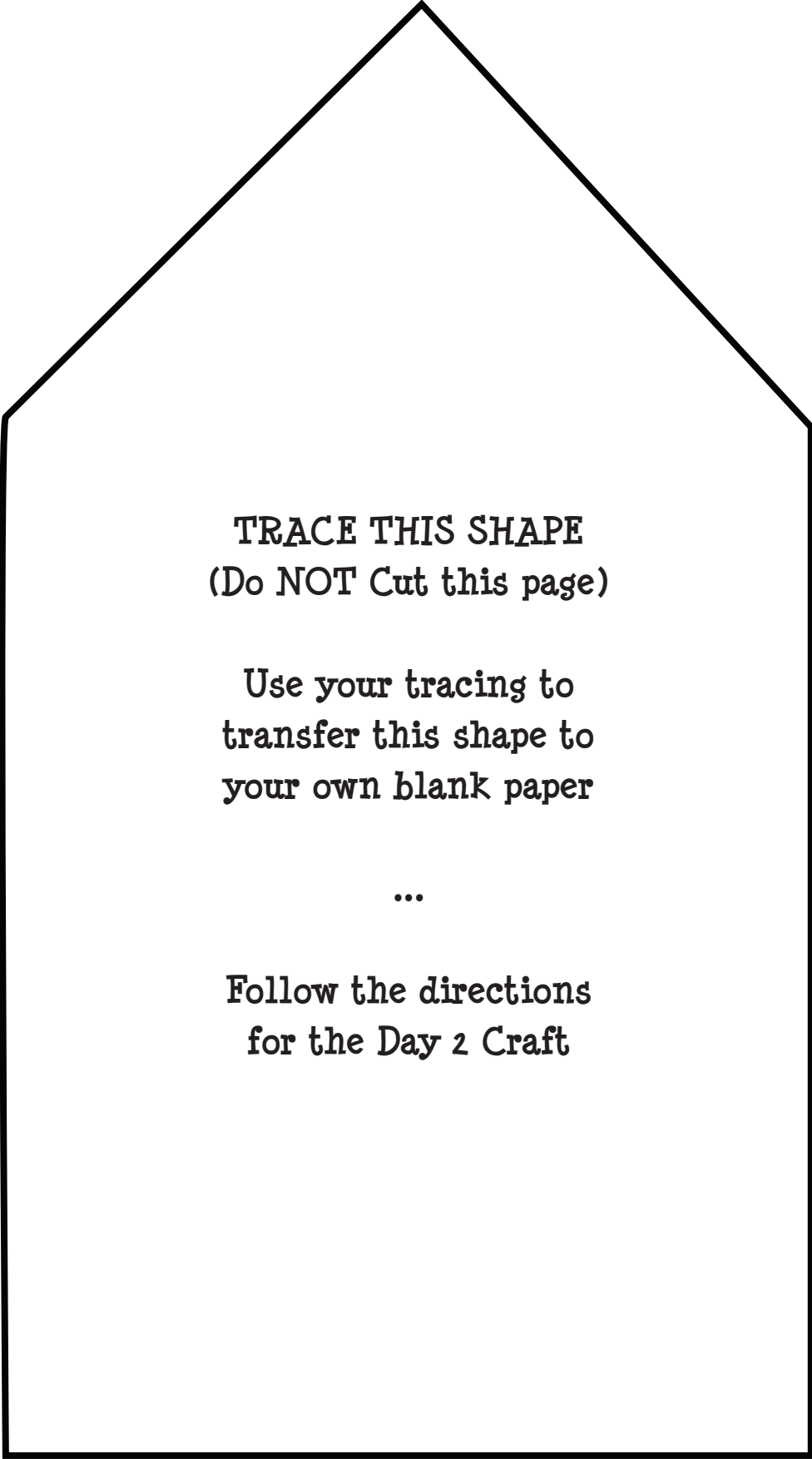
Has 46 books in it

Middle level of Holy Orders

King before David

The first son of David to become king

Marked by Baptism, Confirmation,
and Ordination



TRACE THIS SHAPE
(Do NOT Cut this page)




Use your tracing to
transfer this shape to
your own blank paper

...

Follow the directions
for the Day 2 Craft

Puzzle Solutions

- | | |
|--------------|---------------|
| Apostles | Jerome |
| Baptism | Jesus |
| Bethlehem | Old Testament |
| Bible | New Testament |
| Bishop | Priest |
| Chrism | Saul |
| Confirmation | Solomon |
| Deacon | Soul |
| Gutenberg | |



Answer: Holy Orders

Connect the Dots Answer: This picture shows "Jesus" as the Good "Shepherd"